

The PostMaster survey

Radius - UNIVERSITÉ DE LIÈGE
Anne-Catherine Lange



2019

The PostMaster survey

Description



- Annual survey submitted to former students
- At the initiative of the Rector (2010)
- Most advanced assessment tool in this field in French-speaking Belgium

The PostMaster survey

Objectives



Implementing a generalized and systematic tool to follow-up graduated students aiming at provide with :

1. useful information to improve the teaching programs dispensed at Uliege
2. knowledge of support services and advice to future and graduated students in terms of both career paths and opportunities
3. indicators requested as part of the rankings

The PostMaster survey



Methodology (1/3)

History

Non-coordinated surveys, not on a regular basis.

→ centralization (institutional image, economies of scale) and recurrence (cumulative cohorts)

Target audience

- Students with Master's degree , 1 year after graduation → 8 cohorts (9 from March)
- Students with Master's degree, 5 years after graduation → 6 cohorts (7 from March)
- Students with advanced Master's degree, 1 year after graduation → 6 cohorts (7 from March)

The PostMaster survey

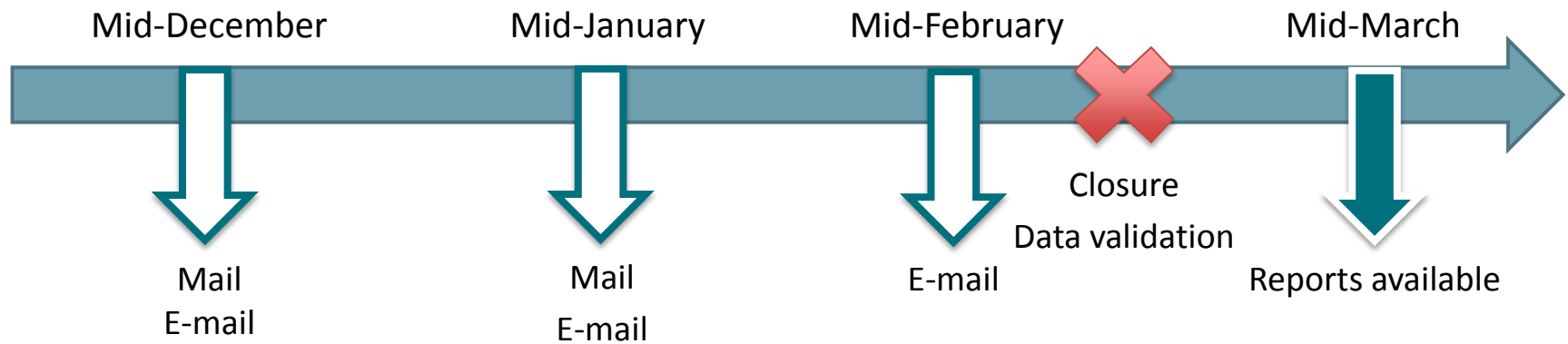


Methodology (2/3)

Tools

- Data collection through online tool - myULiege.be (anonymous and dynamic questionnaire)
- Data analysis through Business Object (automated and parametric report)

Planning



Social networks (Facebook, LinkedIn)

[ULiege website](http://ULiege.be)

The PostMaster survey



Methodology (3/3)

Project steering

- RADIUS steering committee
- Special working group to elaborate the survey (6 months – 5 meetings)
- Scientific warranty through CLEO (Centre Liégeois d'Etude de l'Opinion)

The PostMaster survey



Results (1/4)

Main topics

- Insertion rate
 - *How long does it take to get your first job?*
 - *What kind of difficulties did you have to deal with?*
- Job on December 1st of the graduation year + 1 (5)
 - *How many languages do you practice at your work place?*
 - *Where is your work place located ? (3 choices : Belgium, European Union, Outside EU)*
- 1st job (PM 1 year only)
 - *Same questions as "Job on December 1st"*
- Evaluation of the education (specific questions for Veterinary Medicine and Engineers)
 - *How would you rate the education you received?*
 - *Do you feel that your training has allowed you to develop a critical mind? (3 choices : Yes, No, Irrelevant)*
- Life-long learning
 - *Since your graduation, have you attended one or more professional training?*
 - *What was it purpose?*

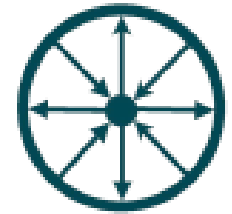
The PostMaster survey



Results (2/4)

See pdf report

The PostMaster survey



Results (3/4)

Answer rate PM 1 year

- By cohort

Cohort	Nb of graduated students	Nb of answers	Answer rate
20092010	1.380	257	18,62%
20102011	1.993	460	23,08%
20102011	2.164	558	25,79%
20112012	2.108	593	28,13%
20122013	2.157	559	25,92%
20132014	2.340	775	33,12%
20142015	2.462	813	33,02%
20152016	2.350	775	32,98%
Total	16.954	4.790	28,25 %

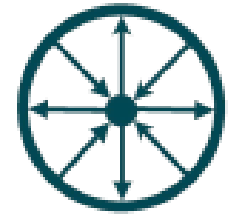
↗ over time

- Cohort 20152016, by faculty

Cohort	Nb of graduated students	Nb of answers	Answer rate
FPHL	333	102	30,63%
FDSPC	215	61	28,37%
FS	163	63	38,65%
FM	260	72	27,69%
FSA	161	59	36,65%
FMV	244	90	36,89%
FPLSE	221	78	35,29%
HEC	420	120	28,57%
FaSS	119	51	42,86%
GxABT	115	56	48,70%
FA	99	23	23,23%
Total	2.350	775	33,98 %

Variability among faculties

The PostMaster survey



Results (4/4)

Answer rate PM 5 years

- By cohort

Cohort	Nb of graduated students	Nb of answers	Answer rate
20062007	1671	379	22,68%
20072008	1600	370	23,13%
20082009	1839	397	21,59%
20092010	2072	531	25,63%
20102011	2164	564	26,06%
20112012	2105	483	22,93%
Total	11.452	2.724	23,79%

- Cohort 20112012, by faculty

Cohort	Nb of graduated students	Nb of answers	Answer rate
FPHL	280	66	23,57%
FDSPC	222	46	20,72%
FS	189	43	22,75%
FM	226	39	17,26%
FSA	142	43	30,28%
FMV	210	62	29,52%
FPLSE	179	44	24,58%
HEC	330	81	24,55%
FaSS	102	17	16,67%
GxABT	129	28	21,71%
FA	97	14	14,43%
Total	2.106	483	22,93 %

Answer rate PM 5 ans < Answer rate PM 1 year

The PostMaster survey



Encountered difficulties

- Questionnaire which encompasses the expectations of each stakeholder
- Agreement on the new process by the faculties already conducting this type of survey
- Up-to-date database (address, e-mail)
- Bias
- Automated report
- Management of students with more than 1 graduation

The PostMaster survey

Challenges



- Increasing answer rate
- Review and simplification of the questionnaire (PM 1 year, today : 173 incomplete vs 495 complete questionnaires)
- Appropriation of results by the stakeholders

The PostMaster survey



Conclusion

What is indispensable if you plan to implement this type of survey ?

- 1 Consolidated database on former students
 - 2 Support by the Authorities (time consuming)
 - 3 Collaboration between faculties and administrative team
 - 4 Appropriate tools (data collection and data analysis)
 - 5 Short questionnaire – Limited number of free-text questions - Test
 - 6 Time
-

Thank you for your attention



2019